



1
YEAR
GUARANTEE

Preset Heater

10W / 25W / 50W / 100W



www.aquaone.com.au

Instruction version: 6/12/2017
Aust. Approval: SGS-170880-EA

Important Safeguards

To guard against injury, basic safety precautions should be observed, including the following:

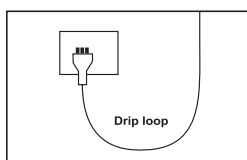
1. Read and follow all safety instructions and important notices in these instructions as well as on the product itself.
2. This appliance is not intended for use by children or infirm persons without supervision. Young children should be supervised to ensure that they do not play with the appliance.
3. To avoid possible electric shocks, special care should be taken since water is employed in the use of aquarium equipment. For each of the following situations do not attempt repairs yourself. Return the appliance to an authorised service facility for service or discard the appliance.
 - a. If the appliance or any electrical component of the appliance (non-immersible equipment only) falls into the water or gets wet, do not reach for it. Unplug it and then retrieve it.
 - b. If the appliance shows any sign of abnormal water leakage, immediately unplug it from the power source
 - c. Carefully examine the appliance after installation. It should not be plugged in if there is water on parts which are not intended to be wet.
 - d. Do not operate the appliance if it has a damaged cord or plug, or if it is malfunctioning, or dropped or damaged in any manner.
4. A “drip loop” (see graphic) should be arranged for each cable connecting an aquarium to a power supply. The drip loop is the part of the cable below the level of the power supply. It prevents water travelling down the cable and coming into contact with the power supply. If the plug or the socket does get wet, do not unplug the appliance. Disconnect the fuse or circuit breaker that supplies the power to the appliance, then unplug and examine for presence of water in the socket.
5. Always unplug the appliance from the electrical outlet when not in use, before putting on or taking off parts, before any type of maintenance or cleaning.
6. Never yank the cable to pull it from the socket. Pull the plug carefully to disconnect.
7. Do not use the appliance for reasons other than the intended use. The use of attachments that are not recommended or sold by the manufacturer may cause the product to be unsafe. This is not recommended.
8. Do not install or store the appliance where it will be exposed to weather or temperatures below freezing.
9. Make sure any component mounted on a tank is securely installed before operating it.
10. Ensure input voltage is the same voltage as your local power supply.
11. If an extension cable is used it should have the

proper rating. Care should be taken to arrange the cord so that it will not be tripped or pulled.

12. A G.F.C.I (Ground fault circuit interrupter) & surge protector is recommended for all electrical appliances.

13. Ensure your hands are dry when turning the power switch on/off and when inserting/removing the power cable from the socket.

14. If you are in any doubt about the electrical installation or safety of this product you must consult a qualified electrician.



For Guarantee Conditions, please refer to the Guarantee form that is enclosed with this product.

Before First Use / Preparation

Read and follow all the instructions, even if you feel you are familiar with the product and find a place to keep the instructions handy for future reference. Your attention is drawn particularly to the sections concerning "IMPORTANT SAFEGUARDS" and the "GUARANTEE CONDITIONS". Please ensure you retain your original purchase receipt in the event that guarantee service is required.

Carefully unpack the product making sure you keep all the packing material until all the parts of the product have been found and the product has been assembled.

This product was packaged in excellent condition in the factory. Should you find that the product is damaged, has been dropped, or malfunctions in any way, contact the retailer where the product was purchased, for inspection. Please ensure you retain your original purchase receipt in the event that warranty service is required.

Important tips

1. Always disconnect the heaters power supply prior to working on the aquarium.
2. If removing the heater from the aquarium, turn it off at the power supply, wait 10-15 minutes to allow it to cool, and then remove it from the aquarium.
3. A surge protector is recommended for all aquarium appliances.
4. Do not operate your Aqua One heater when it is not submerged in water.
5. For indoor use only.

Step by step guide

1. Select the proper wattage heater for your aquarium. Maximum aquarium volume is listed below.
2. Position the heater in the aquarium. The best position is near a strong water flow. The outlet of a power filter is ideal.
3. The heater should not come in contact with the gravel or substrate.
4. Use the suction caps provided to fasten the heater to the aquarium.
5. Do not plug the heater in unless submersed in water. Always allow 10-15 minutes for the heater to acclimate to the aquarium temperature before plugging the unit in.
6. Plug the power cord into the power socket and arrange a "drip loop" (see diagram on previous page) and turn on.
7. Monitor the aquarium temperature using an aquarium thermometer (sold separately) to ensure the heater is functioning correctly.

Trouble Shooting

HEATER DOES NOT WORK

1. Ensure the plug is inserted correctly and the switch is in the on position.
2. Double check the thermometer. Use a second one.
3. Return the unit to the place of purchase for further inspection.

Specifications

Model / Wattage: 10W
Heater Length: 12.5cm
Maximum Aquarium Volume: 8L
Power Requirements: 220 ~ 240V AC
Suitable: Cold Water, Tropical, Marine

Model / Wattage: 25W
Heater Length: 14.8cm
Maximum Aquarium Volume: 20L
Power Requirements: 220 ~ 240V AC
Suitable: Cold Water, Tropical, Marine

Model / Wattage: 50W
Heater Length: 16.8cm
Maximum Aquarium Volume: 40L
Power Requirements: 220 ~ 240V AC
Suitable: Cold Water, Tropical, Marine

Model / Wattage: 100W
Heater Length: 20.5cm
Maximum Aquarium Volume: 80L
Power Requirements: 220 ~ 240V AC
Suitable: Cold Water, Tropical, Marine

Aqua One Manufacturers Guarantee 1 Year

About this Guarantee

The Manufacturer or Distributor, of Aqua One goods, is collectively known herein as "Aqua One". Please refer to contact details for Aqua One below or on the applicable Aqua One website. Any product that is covered by its own Guarantee (as enclosed with the product) is subject to the conditions of that Guarantee.

Australian Guarantee

Important note: This guarantee applies in addition to the guarantees, rights and remedies conferred by the Australian Consumer Law and other applicable Commonwealth, State and Territory legislation. The guarantee does not exclude, affect or limit those guarantees, rights or remedies, except to the extent that their application may lawfully be excluded or limited.

In particular, our goods come with guarantees that cannot be excluded under the Australian Consumer Law. You are entitled to a replacement or refund for a major failure and for compensation for any other reasonably foreseeable loss or damage. You are also entitled to have the goods repaired or replaced if the goods fail to be of acceptable quality and the failure does not amount to a major failure.

International Guarantee

The benefits given to the purchaser, under Guarantee, are in addition to all other statutory rights and remedies which the purchaser has in respect of goods under legislation in the applicable country of purchase. This Guarantee shall not affect any such rights and should be read subject to such legislation.

1.0. Terms and Conditions of Guarantee.

1.1. Aqua One warrants to the purchaser, for 1 Year from date of original purchase, to repair or replace goods where fault is found due to defective materials or faulty workmanship and where goods do not operate in accordance with the instructions.

1.2. All claims for repair or replacement must be made at place of purchase.

1.3. The original and dated Proof of Purchase (receipt) must be supplied with all goods claims. Please also provide this Guarantee where possible.

1.4. The Guarantee covers the Aquarium against gluing breakdown resulting in leakage.

1.5. All goods subject to claim under Guarantee should be prepared for transportation in the original packaging or other comparable packaging which offers the same degree of protection.

1.6. Where goods are repaired or replaced under Guarantee, these goods are Guaranteed for the remainder of the original Guarantee period.

1.7. Where claims on inspection reveal goods are in normal working order, Aqua One will request reimbursement of all reasonable costs incurred.

1.8. Where Aqua One determines goods are being used in a manner contrary to the instructions, specifications or this Guarantee, Aqua One reserves the right to terminate Extended Guarantee for such goods and will provide written notice to the purchaser.

2.0. Exclusions and Limitations

Where permitted by local law, the following exclusions and limitations apply in regard to Guarantee:

2.1. Goods claims where fault is due to, but not limited by a) misuse b) neglect c) abuse d) fire or flood e) normal wear and tear f) accidental breakage g) Acts of God h) mains voltage fluctuation or supply problems i) connection to any voltage other than what is stated on the rating plate j) modification or tampering to electrical cord or plug, k) vermin, insects or foreign object l) liquid spillage or submersion of goods not designed to sustain such use or duress.

2.2. Where inspections reveal goods are in normal working order including where noise or vibration is consistent with normal goods operation.

2.3. Attempted repairs or modifications by unauthorised persons, including but not limited to the drilling of holes in the aquarium glass by unauthorised persons.

Aqua One Manufacturers Guarantee 1 Year

- 2.4. Where the goods factory rating plate has been removed, altered, damaged or is rendered illegible.
- 2.5. Where goods are not installed, operated or maintained in accordance with Aqua One's goods instructions, specifications or this Guarantee.
- 2.6. Replacement or repair of worn consumables or replacement of lost goods, parts or components. (1)
- 2.7. Costs associated with goods transportation, removal, installation, postage or cost of insurance.
- 2.8. Any damage incurred whilst installing, transporting or moving the goods.
- 2.9. Subject to certain local statutory rights and obligations to the contrary, and this guarantee shall not affect those rights or obligations, where, to the full extent permitted by law:
1. all express and implied warranties and conditions under statute or general law, are expressly excluded and Aqua One, where permitted, will limit liability as follows and at Aqua One's option to: in regard to goods either a) the replacement of goods or supply of equivalent goods b) the repair of goods or the cost of replacing the goods or of acquiring equivalent goods OR in regard to services either c) the re-supply of services d) the cost to re-supply services.
2. Aqua One will not be liable for any loss or damage, including consequential loss or damage either directly or indirectly, or for any incidental expenses, of any kind, and in any way whatsoever except where conferred under Australian consumer law.

(1) Parts include items such as suction cups.

Aqua One may be contacted in:

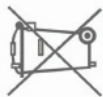

Australia
Kong's (Aust.) Pty. Limited
PO Box 863, Ingleburn
1890 NSW Australia
www.aquaone.com.au

Hong Kong
Kong's Aquarium Supplies Co., Ltd
No 31, 3/F Thriving Industrial Centre
26-38 Sha Tsui Road, Tsuen Wan,
Hong Kong
www.aquaone.co.hk

New Zealand
Kong's (NZ) Limited
PO Box 15 - 183, Tauranga
3015 New Zealand
www.aquaone.co.nz

United Kingdom
Kong's (UK) Limited,
C/O Aqua Pacific UK Ltd.
PO Box 268
Romsey Hampshire, SO51 0WW
United Kingdom
www.aquaone.co.uk

This product is designed to help simplify general fish keeping. Please note, some specialist fish and aquatic animal or plant keeping require certain considerations, prior to purchase, to ensure proper and successful Aquarium keeping. Therefore, **Aqua One recommends, at time of Aquarium purchase, that you consult with your Aqua One Retailer in regard to the suitability of this product for the types of fishes, aquatic animals or plants you may wish to keep.** Special consideration should also be made in regard to filtration, aquarium heater and lighting requirements to ensure they are specific to your application.

Correct Disposal of this product	<div data-bbox="600 2636 808 2831"></div> <div data-bbox="828 2636 859 2831"></div> <div data-bbox="559 1539 911 2591"><p>This marking indicates that this product should not be disposed with other household waste throughout the EU. To prevent harm to the environment or human health from uncontrolled waste disposal, recycle it responsibly to promote the sustainable reuse of material resources. To return your used device, please use the return and collection systems or contact the retailer where the product was purchased. They can take this product for environmental safe recycling.</p></div>
----------------------------------	--



Manufactured in China.

Designed in Australia by Aqua One.

Aqua One and *Aqua One Inspiring Excellence in Fish Care!* are registered trademarks or trademarks.

www.aquaone.com.au